

What was life like in World War II?

Harmony principle: Oneness



We are excited to explore life during the Second World War. We will examine the reasons and resolutions of the war and explore how this event in history has helped us unite and live in harmony with everyone and everything.

Home Learning:

Below are some suggestions of things you could do at home. You could pick one or do as many as you like. You might have some super ideas of your own too. Any models, paintings, or other work can be brought in for your child to share with the class. Alternatively please upload any home learning on Tapestry.



Create an information poster about one aspect of WW2. For example it could be clothing, rationing or the planes and tanks that were used in battle



Make a model of a shelter used during the Blitz.



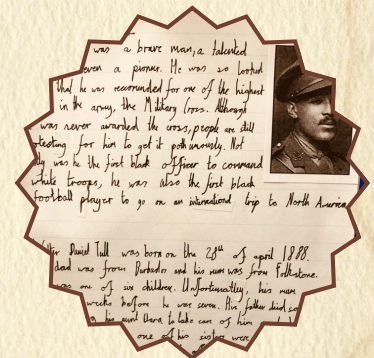
Visit different seaside towns and beaches. Write, draw a poster, or present how they were used during the war



Listen to some war time classics such as songs by Glenn Miller. Can you learn a 1940s dance such as the Jive or the Jitterbug and record/perform it for us?





Talk to family and friends about their memories of the war.



Write a diary entry of what it was like during a black out.



Literacy



Write our own version narrative

Create an informative and persuasive poster

We will learn how to use:

- conjunctions, adverbs and prepositions to express time and cause
- paragraphs as a way to group related material
- expanded noun phrases
- the present perfect form of verbs in contrast to the past tense
- fronted adverbials and using commas after fronted adverbials
- the possessive apostrophe with plural nouns
- using and punctuating direct speech

Maths



Place Value and Addition and Subtraction


- Recognise the place value of each digit in a 3-digit number (hundreds, tens, ones) (Y3)
- Count from zero in multiples of 4, 8, 50 and 100 (Y3)
- Read and write numbers up to 1,000 in numerals and in words (Y3) · Identify, represent and estimate numbers using different representations (Y3 and Y4)
- Count in multiples of 6, 7, 9, 25 and 1,000 (Y4)
- Add and subtract numbers mentally, including: a 3-digit number and ones; a 3-digit number and tens; a 3-digit number and hundreds (Y3)

Science

How do we see things?

Key Questions:

- What enables us to see?
- How do our eyes work?
- Where does light come from?
- How do different materials affect light?
- How can we reduce light waste?
- What creates the light of day and the dark of night?



Vocabulary:

Light, dark, reflect, surface, natural, artificial, shadow, blocked, solid, protect, blackout, transparent, opaque, translucent, straight, source, reflective, luminous, eye, pupil, cornea, iris, optic nerve, macula, lens.

History

What was life like for Doreen Slater?



- What happened to Doreen on the 12th December 1941?
- Who were the evacuees?
- Why was Doreen evacuated from Southampton?
- Why was Doreen evacuated to Milborne St Andrew?
- What type of shelter would Doreen have used?
- What would Doreen have had in her sandwich?

Art

- How can we use our sketchbooks to show our learning?
- Why was Evelyn Dunbar the only female artist to illustrate the war?
- How can we represent the blitz using coloured paints?
- How does a periscope work?
- Can we make a soup using unrationed ingredients?

